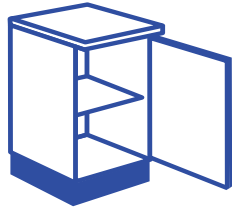


2013

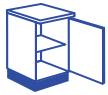


**Flatpacks 4u**

Price List  
&  
Order Form

*(For standard Cabinets and Doors  
- other sizes available on request)*

*Spend less and get a whole lot more!*



## Price List &amp; Order Form

Price List & Order Form				Carcase Only (No doors)		Carcase & Melamine Doors				Carcase & Painted Doors			
Base Cabinets 720mm high				Includes all hardware	Qty	All Melamine doors come with matching 2mm PVC Edging				All Painted doors come with 3mm pencil round edges			
Single door Cabinet		W x H x D	Velour Finish			Qty	Gloss Finish	Qty	Satin	Qty	Gloss	Qty	
B300		300 x 720 x 560	\$87.00		\$132.00		\$143.00		\$159.00		\$170.00		
B400		400 x 720 x 560	\$88.00		\$139.00		\$152.00		\$168.00		\$179.00		
B500		500 x 720 x 560	\$96.00		\$152.00		\$166.00		\$193.00		\$209.00		
Double Door Cabinet				Please indicate when ordering if any are for a sink cabinet									
B600		600 x 720 x 560	\$117.00		\$206.00		\$225.00		\$261.00		\$282.00		
B700		700 x 720 x 560	\$121.00		\$217.00		\$236.00		\$280.00		\$303.00		
B800		800 x 720 x 560	\$123.00		\$224.00		\$244.00		\$282.00		\$305.00		
B900		900 x 720 x 560	\$133.00		\$241.00		\$262.00		\$328.00		\$359.00		
B1000		1000 x 720 x 560	\$138.00		\$251.00		\$274.00		\$332.00		\$364.00		
B1100		1100 x 720 x 560	\$142.00		\$262.00		\$285.00		\$337.00		\$368.00		
Corner Cabinet				Cabinet comes with a fixed middle shelf. Please note: A lazy susan will only fit in a 950 x 950 Cabinet									
BC900		900 x 720 x 560	\$205.00		\$301.00		\$328.00		\$364.00		\$387.00		
BC950		950 x 720 x 560	\$218.00		\$320.00		\$349.00		\$378.00		\$400.00		
Blind Corner Cabinet				An 800 Cabinet has a 300 wide door, 900 cabinet has a 400 wide door, 1000 cabinet has a 500 wide door									
LH or RH door	BBC800	800 x 720 x 560	\$141.00		\$215.00		\$235.00		\$272.00		\$292.00		
LH or Rh door	BBC900	900 x 720 x 560	\$148.00		\$229.00		\$249.00		\$287.00		\$308.00		
LH or RH door	BBC1000	1000 x 720 x 560	\$153.00		\$239.00		\$261.00		\$309.00		\$335.00		
3 Drawers 1small+2big				Top drawer size is 180mm high, two pan drawers are 270mm high									
BD600-1+2		600 x 720 x 560	\$402.00		\$504.00		\$549.00		\$582.00		\$609.00		
BD700-1+2		700 x 720 x 560	\$405.00		\$516.00		\$562.00		\$608.00		\$641.00		
BD800-1+2		800 x 720 x 560	\$410.00		\$529.00		\$577.00		\$612.00		\$646.00		
BD900-1+2		900 x 720 x 560	\$417.00		\$546.00		\$595.00		\$637.00		\$672.00		
BD1000-1+2		1000 x 720 x 560	\$434.00		\$571.00		\$622.00		\$654.00		\$689.00		
3 Drawers All Equal				All drawers are 240mm high									
BD600-3		600 x 720 x 560	\$402.00		\$505.00		\$551.00		\$596.00		\$671.00		
BD700-3		700 x 720 x 560	\$405.00		\$517.00		\$564.00		\$625.00		\$662.00		
BD800-3		800 x 720 x 560	\$410.00		\$531.00		\$578.00		\$630.00		\$666.00		
BD900-3		900 x 720 x 560	\$417.00		\$547.00		\$596.00		\$649.00		\$686.00		
BD1000-3		1000 x 720 x 560	\$434.00		\$573.00		\$624.00		\$665.00		\$703.00		
4 Drawers All Equal				All drawers are 180mm high									
BD300-4		300 x 720 x 560	\$490.00		\$586.04		\$639.00		\$607.00		\$628.00		
BD400-4		400 x 720 x 560	\$492.00		\$599.00		\$653.00		\$634.00		\$652.00		
BD500-4		500 x 720 x 560	\$499.00		\$619.00		\$675.00		\$687.00		\$714.61		
BD600-4		600 x 720 x 560	\$505.00		\$637.00		\$694.00		\$708.00		\$737.00		
Oven Underbench				Side heat deflectors and top and bottom panels included									
BO600		600 x 720 x 560	\$88.00		\$185.00		\$202.00		\$243.00		\$266.00		
BO900		900 x 720 x 560	\$103.00		\$218.27		\$238.00		\$288.00		\$317.00		
Microwave Underbench + 1 Drawer			Drawer only		Drawer with Microwave housing - Drawer 360mm high								
BM600-1		600 x 720 x 560	\$169.00		\$330.00		\$360.00		\$493.00		\$543.00		
Kickers 145mm high			Returns		Lengths - 2400mm x 145mm								
Brushed Aluminium			560mm & front end edged	Qty		Qty		Qty		Qty		Qty	
3600mm long		\$150.00	\$29.00		\$48.00		\$72.00		\$136.00		\$136.00		

## Price List & Order Form

### Overhead Cabinets

720mm high

#### Single door Cabinet

W x H x D

#### Carcase Only (No doors)

Includes all hardware

Qty

#### Carcase & Melamine Doors

All Melamine doors come with matching 2mm PVC Edging

Velour Finish

Qty

Gloss Finish

Qty

#### Carcase & Painted Doors

All Painted doors come with 3mm pencil round edges

Satin

Qty

Gloss

Qty

OH300

300 x 720 x 300

\$63.00

\$108.00

\$117.00

\$135.00

\$146.00

OH400

400 x 720 x 300

\$67.00

\$118.00

\$129.00

\$147.00

\$158.00

OH500

500 x 720 x 300

\$73.00

\$130.00

\$142.00

\$171.00

\$186.00

#### Double door Cabinet

Please indicate if any are to have Glass doors by writing 'Glass' next to the required cabinets

OH600

600 x 720 x 300

\$90.00

\$179.00

\$196.00

\$234.00

\$255.00

OH700

700 x 720 x 300

\$93.00

\$188.00

\$205.00

\$252.00

\$275.00

OH800

800 x 720 x 300

\$94.00

\$196.00

\$213.00

\$254.00

\$276.00

OH900

900 x 720 x 300

\$100.00

\$208.00

\$227.00

\$295.00

\$326.00

OH1000

1000 x 720 x 300

\$105.00

\$218.00

\$238.00

\$299.00

\$331.00

OH1100

1100 x 720 x 300

\$106.00

\$226.00

\$246.00

\$301.00

\$332.00

#### Corner Cabinet

OHC600

600 x 720 x 300

\$117.00

\$206.00

\$225.00

\$261.00

\$299.00

#### Blind Corner Cabinet

A 600 Cabinet has a 300 wide door, a 700 cabinet has a 400 wide door, a 800 cabinet has a 500 wide door

LH or RH Door OHBC600

600 x 720 x 300

\$105.00

\$179.00

\$196.00

\$236.00

\$256.00

LH or RH Door OHBC700

700 x 720 x 300

\$108.00

\$188.00

\$205.00

\$247.00

\$268.00

LH or RH Door OHBC800

800 x 720 x 300

\$109.00

\$196.00

\$213.00

\$266.00

\$291.00

#### Over Fridge Cabinet

OHF700

700 x 400 x 300

\$88.00

\$154.00

\$168.00

\$189.00

\$204.00

OHF800

800 x 400 x 300

\$90.00

\$161.00

\$176.00

\$191.00

\$206.00

OHF900

900 x 400 x 300

\$94.00

\$166.00

\$181.00

\$195.00

\$243.00

OHF1000

1000 x 400 x 300

\$95.68

\$173.00

\$189.00

\$197.00

\$245.00

#### Rangehood Cabinet

Please indicate your required cabinet height to suit your rangehood

OHR600

600 x \_\_\_\_\_ x 300

\$90.00

\$179.00

\$196.00

\$204.00

\$225.00

OHR900

900 x \_\_\_\_\_ x 300

\$100.00

\$208.00

\$227.00

\$265.00

\$326.00

### Panels

**Please Note:** For double sided panels add 50% to panel price

For 100mm returns on opposite side add \$12.00 per metre (End panels already have it included in price)

#### Base Panels

W x H

End Panel

580 x 717

\$48.00

\$52.00

\$108.00

\$124.00

End Panel to Floor

580 x 900

\$60.00

\$87.00

\$116.00

\$134.00

Oven/Dishwasher filler

150 x 900

\$30.00

\$55.00

\$85.00

\$97.00

Up to 800 wide

Back Panel

800 x 717

\$72.00

\$105.00

\$110.00

\$128.00

1600 wide

Back Panel

1600 x 717

\$115.00

\$185.00

\$202.00

\$235.00

1600 to 2400 wide

Back Panel

2400 x 717

\$163.00

\$226.00

\$301.00

\$351.00

#### Overhead Panels

End Panel

320 x 720

\$33.00

\$48.00

\$82.00

\$98.00

#### Tall Panels

End Panel

600 x 1955

\$133.00

\$184.00

\$263.00

\$288.00

End Panel to Floor

600 x 2100

\$139.00

\$191.00

\$277.00

\$302.00

#### Wall Fillers

Base wall filler

150 x 717

\$30.00

\$43.00

\$59.00

\$80.00

Overhead wall filler

150 x 720

\$30.00

\$43.00

\$59.00

\$80.00

Tall wall filler

150 x 1955

\$72.00

\$100.00

\$130.00

\$152.00



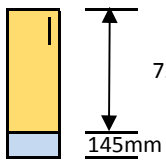
## Price List & Order Form

Tall Pantry Cabinets 1955mm high			Carcase Only (No doors)		Carcase & Melamine Doors				Carcase & Painted Doors			
Single sided Pantry Cabinet		W x H x D	Includes all hardware	Qty	All Melamine doors come with matching 2mm PVC Edging				All Painted doors come with 3mm pencil round edges			
					Velour Finish	Qty	Gloss Finish	Qty	Satin	Qty	Gloss	Qty
TP450		450 x 1955 x 580	\$193.00		\$335.00		\$365.00		\$395.00		\$458.00	
TP500		500 x 1955 x 580	\$197.00		\$350.00		\$381.00		\$400.00		\$462.00	
TP550		550 x 1955 x 580	\$203.00		\$365.00		\$398.00		\$406.00		\$468.00	
Double sided Pantry Cabinet												
TP600		600 x 1955 x 580	\$245.00		\$463.00		\$505.00		\$510.00		\$604.00	
TP800		800 x 1955 x 580	\$269.00		\$532.00		\$580.00		\$644.00		\$680.00	
TP900		900 x 1955 x 580	\$284.00		\$568.00		\$619.00		\$689.00		\$800.00	
TP1000		1000 x 1955 x 580	\$299.00		\$604.00		\$658.00		\$704.00		\$815.00	
Pantry with 3 Drawers unequal Top drawer size is 180mm high, two pan drawers are 270mm high												
TP600-1+2		600 x 1955 x 580	\$573.00		\$80.00		\$873.00		\$921.00		\$1,010.00	
TP800-1+2		800 x 1955 x 580	\$599.00		\$864.00		\$942.00		\$988.00		\$1,078.00	
TP900-1+2		900 x 1955 x 580	\$619.00		\$898.00		\$979.00		\$1,025.00		\$1,177.00	
TP1000-1+2		1000 x 1955 x 580	\$646.00		\$943.00		\$1,028.00		\$1,105.00		\$1,204.00	
Pantry with 3 Drawers equal All drawers are 240mm high												
TP600-3		600 x 1955 x 580	\$573.00		\$803.00		\$875.00		\$936.00		\$1,024.00	
TP800-3		800 x 1955 x 580	\$599.00		\$866.00		\$944.00		\$1,007.00		\$1,095.00	
TP900-3		900 x 1955 x 580	\$619.00		\$900.00		\$981.00		\$1,036.00		\$1,188.00	
TP1000-3		1000 x 1955 x 580	\$646.00		\$945.00		\$1,030.00		\$1,116.00		\$1,215.00	
Corner Walk-in Pantry Walk-in pantry requires two tall end panels to floor												
TCP1000		1000 x 2100 x 580	\$576.00		\$752.00		\$820.00		\$866.00		\$961.00	
TCP1100		1100 x 2100 x 580	\$620.00		\$804.00		\$877.00		\$938.00		\$1,041.00	
Tall Oven Cabinets 1955mm high			Cabinets Only	Qty	Complete with panels	Qty	Complete with panels	Qty	Complete with panels	Qty	Complete with panels	Qty
1Draw+Oven+OH **		W x H x D										
TO600-1		600 x 1955 x 580	\$259.00		\$661.00		\$720.00		\$953.00		\$1,080.00	
1Draw+Oven+Micro+OH Please indicate your exact appliance sizes when ordering												
TOM600-1		600 x 1955 x 580	\$259.00		\$803.00		\$875.00		\$1,177.00		\$1,346.00	
2Draw+Oven+OH Please indicate your exact appliance sizes when ordering												
TO600-2		600 x 1955 x 580	\$387.00		\$845.00		\$921.00		\$1,126.00		\$1,320.00	
2Draw+Oven+Micro+OH Please indicate your exact appliance sizes when ordering												
TOM600-2		600 x 1955 x 580	\$387.00		\$966.00		\$1,053.00		\$1,392.00		\$1,626.00	
Benchtops Up to 3.6m long			Benchtop Brand _____ Benchtop Colour _____									
Up to 600 Deep		Thickness	Length	Natural Finish	Gloss Finish	Mason Mitre Joints						
Single postformed		33mm	Per metre	\$121.00	\$150.00	600mm Standard mitre		\$58.00				
Single postformed		38mm	Per metre	\$132.00	\$160.00	900mm Standard mitre		\$70.00				
Double postformed		33mm	Per metre	\$143.00	\$171.00	Joining Bolts		\$2.60				
Double postformed		38mm	Per metre	\$161.00	\$187.00	Seen Ends						
Up to 900 Deep		Thickness	Length			Up to 600mm long		\$28.00				
Single postformed		33mm	Per metre	\$160.00	\$202.00	Up to 900mm long		\$39.00				
Single postformed		38mm	Per metre	\$171.00	\$204.00	IMPORTANT Please use the layout on page 8 to plan your benchtop						
Double postformed		33mm	Per metre	\$196.00	\$226.00							
Double postformed		38mm	Per metre	\$198.00	\$237.00							
Benchtop Postform Profile Please indicate your preferred postform radius profile when ordering												
<div>2.5mm <input type="checkbox"/></div> <div>5mm <input type="checkbox"/></div> <div>8mm <input type="checkbox"/></div> <div>16mm <input type="checkbox"/></div>				<div>2.5mm <input type="checkbox"/></div> <div>5mm <input type="checkbox"/></div> <div>8mm <input type="checkbox"/></div> <div>16mm <input type="checkbox"/></div>								
Profile on top only				Profile on top & bottom								

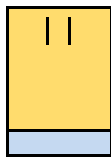
## Base Cabinets 720mm (+ 145mm) High

Page 5

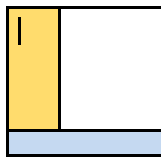
Single Door



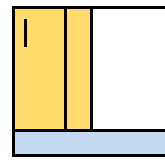
Double Door



Corner

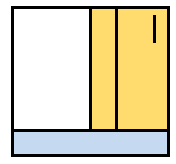


Left Hand Door



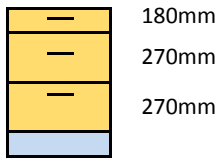
500mm

Right Hand Door

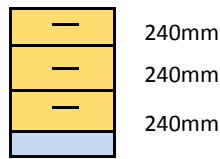


500mm

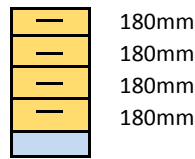
3 Unequal Drawers



3 Equal Drawers



4 Equal Drawers

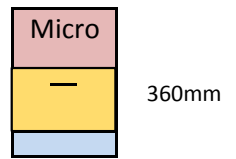


Underbench Oven



Panel top & bottom

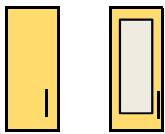
Underbench Microwave



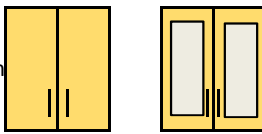
## Overhead Cabinets 720mm High

## 720mm High

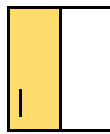
Single Door



Double Door

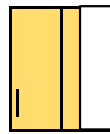


Corner



Blind Corner

LH Door



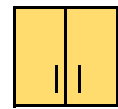
300mm

RH Door



300mm

Rangehood



Fridge

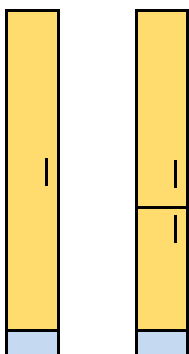


Overhead Cabinets can be reduced in height if preferred. Please write your preferred height here \_\_\_\_\_mm

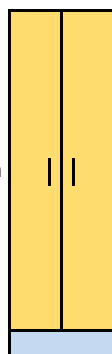
## Tall Pantry Cabinets 1955mm (+ 145mm) High

## 1955mm (+ 145mm) High

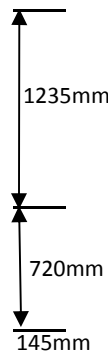
Single Sided



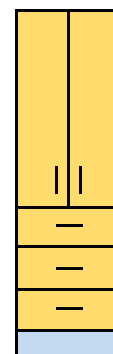
Double Sided



3 Unequal Drawers

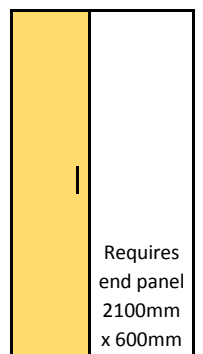


3 Equal Drawers



2100mm

Walk-in Corner



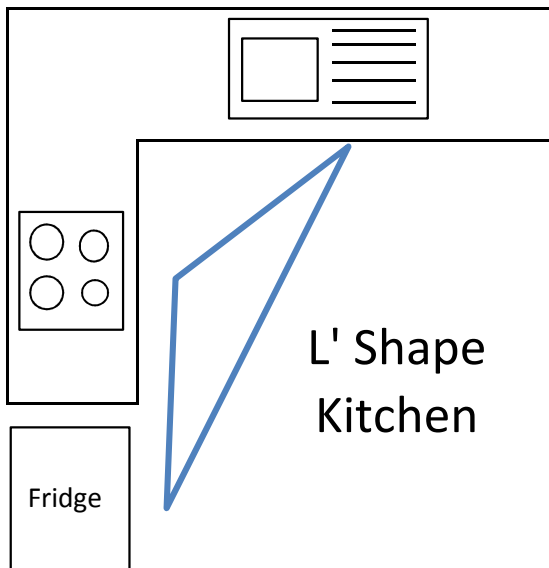
Requires end panel 2100mm x 600mm

580mm

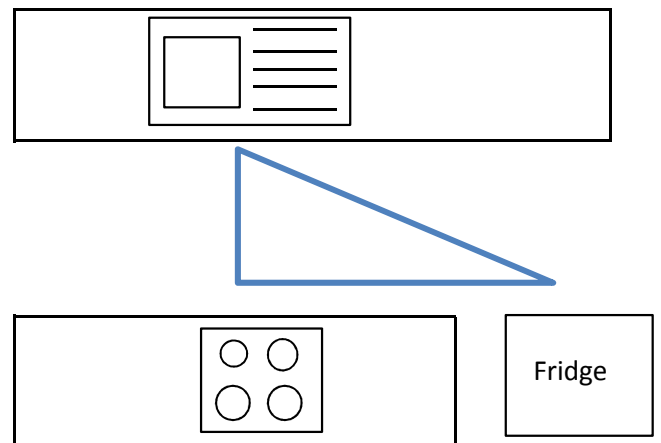


### The Working Triangle

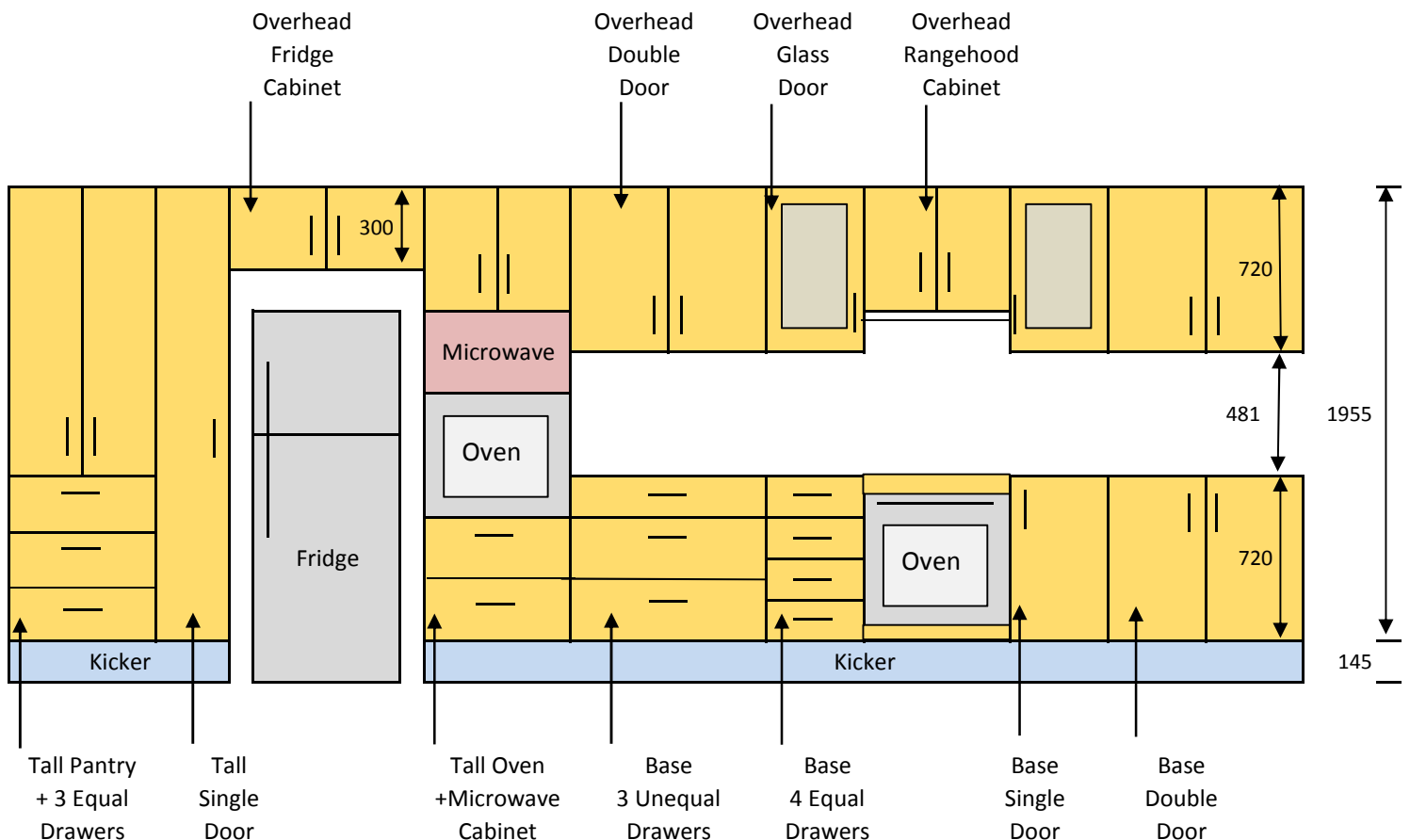
Understanding the Kitchen “Working Triangle” is a valuable starting point for designing a kitchen. The Kitchen “Working Triangle” considers the relationship between the Sink, the Fridge & the Cooktop. Each of these becomes a focal point in the kitchen forming “The Working Triangle”.



### Galley Kitchen



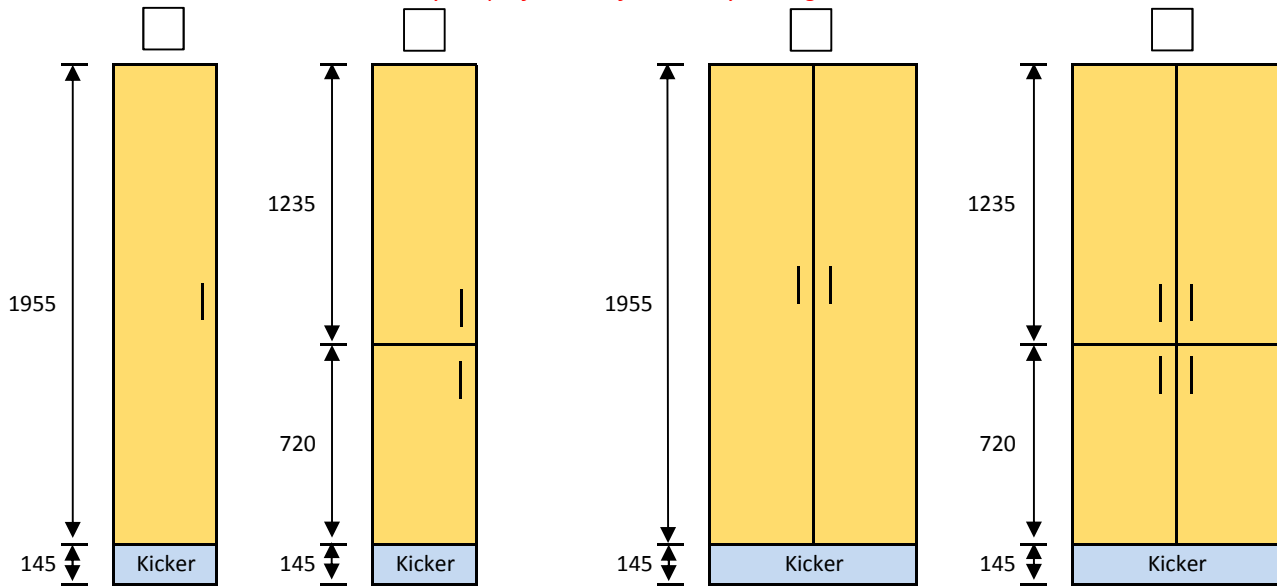
### Heights and Layouts Example



## Tall Single & Double Sided Pantries

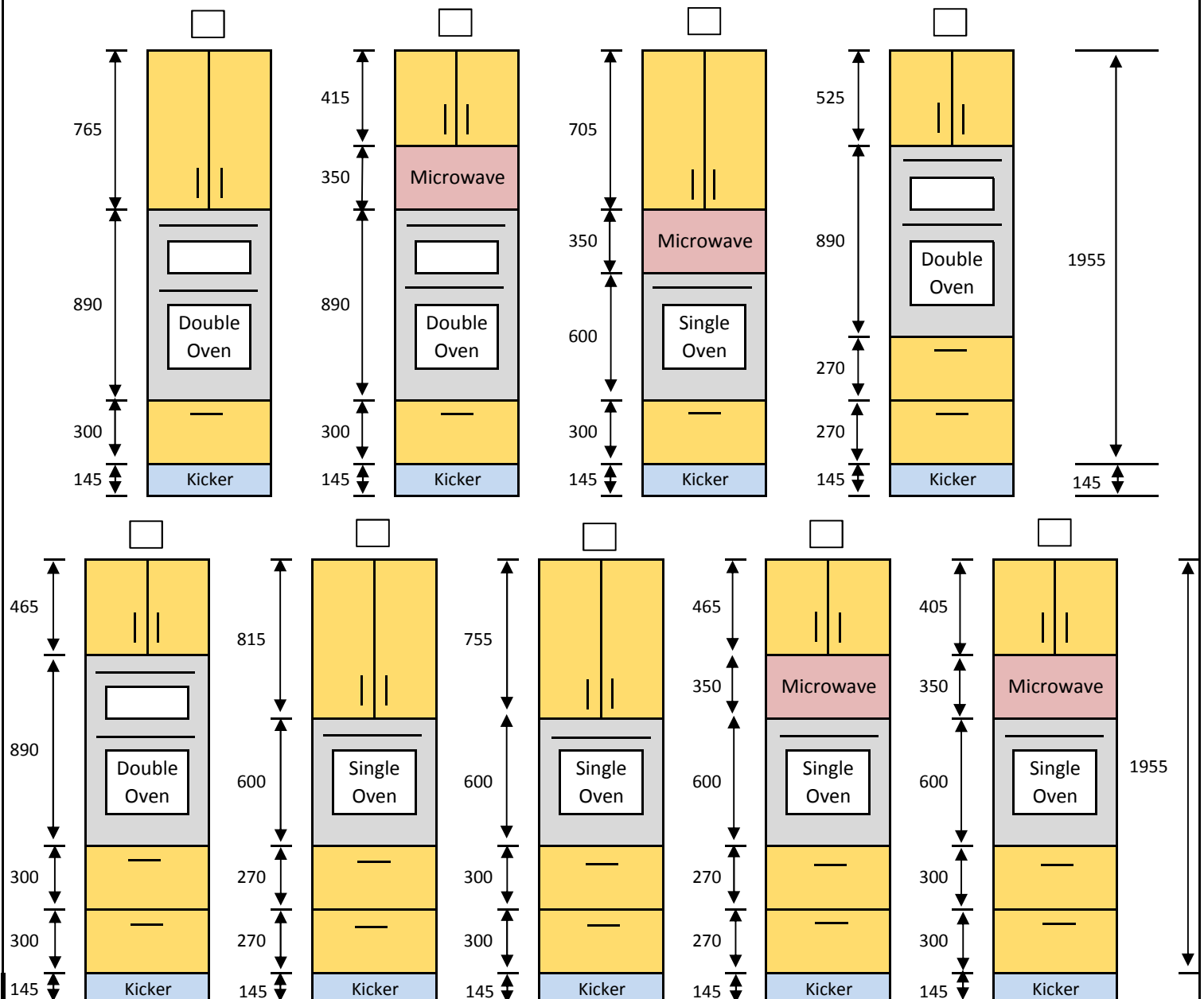
Select your preferences for each by ticking the relevant boxes

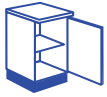
Page 7



## Tall Oven Combinations

Please select your preference by ticking the relevant box



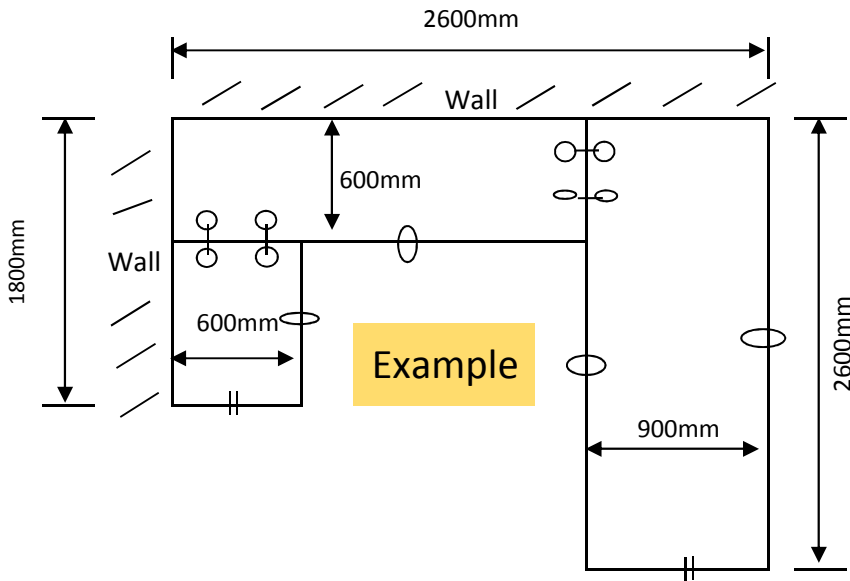


## Benchtop Plan

Draw your benchtop plan in the space below.

Please include position of walls and mason mitres using the symbols as per example.

Also clearly mark where postform edges will be required and where seen ends will be required.



Symbols	
	Mason mitre
	Postform edge
	Seen ends (glued on edge)
	Wall

Note: Mason mitres are best kept away from sink and cooktop cutouts